

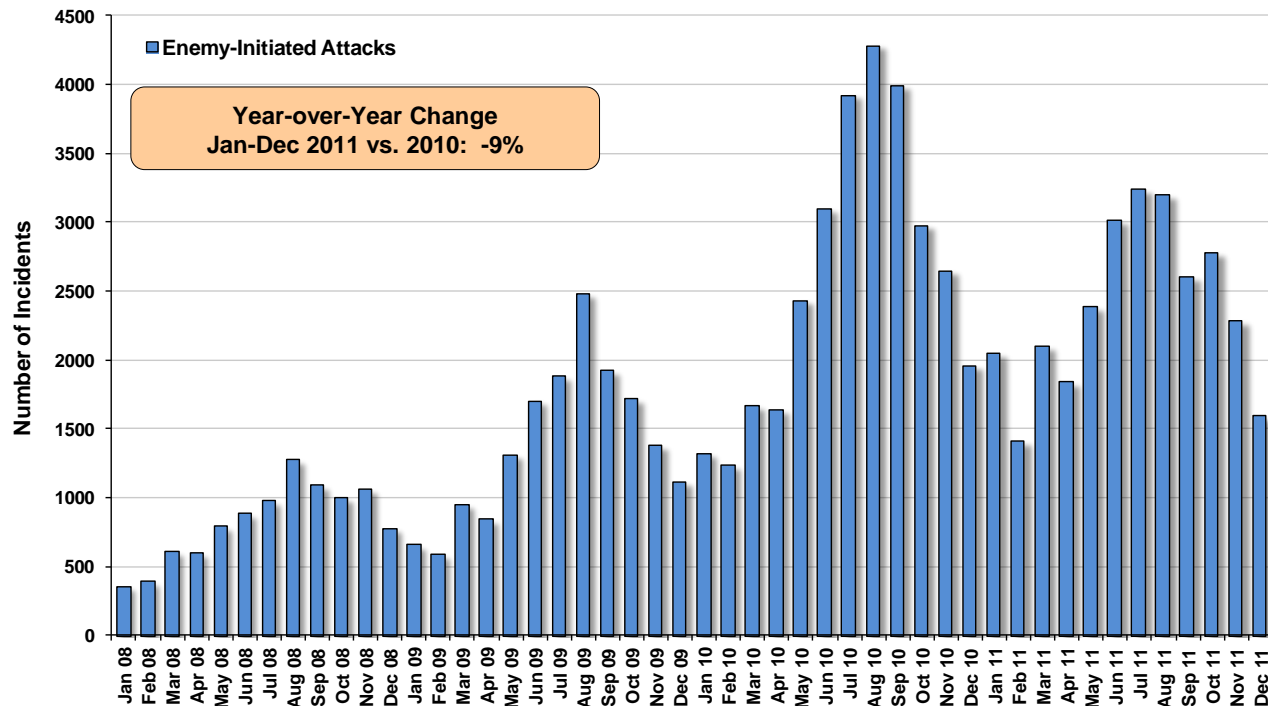


# ISAF Monthly Data

## Trends through December 2011



# Enemy-Initiated Attacks (EIA) Nationwide Monthly Attacks



## ISAF Observations

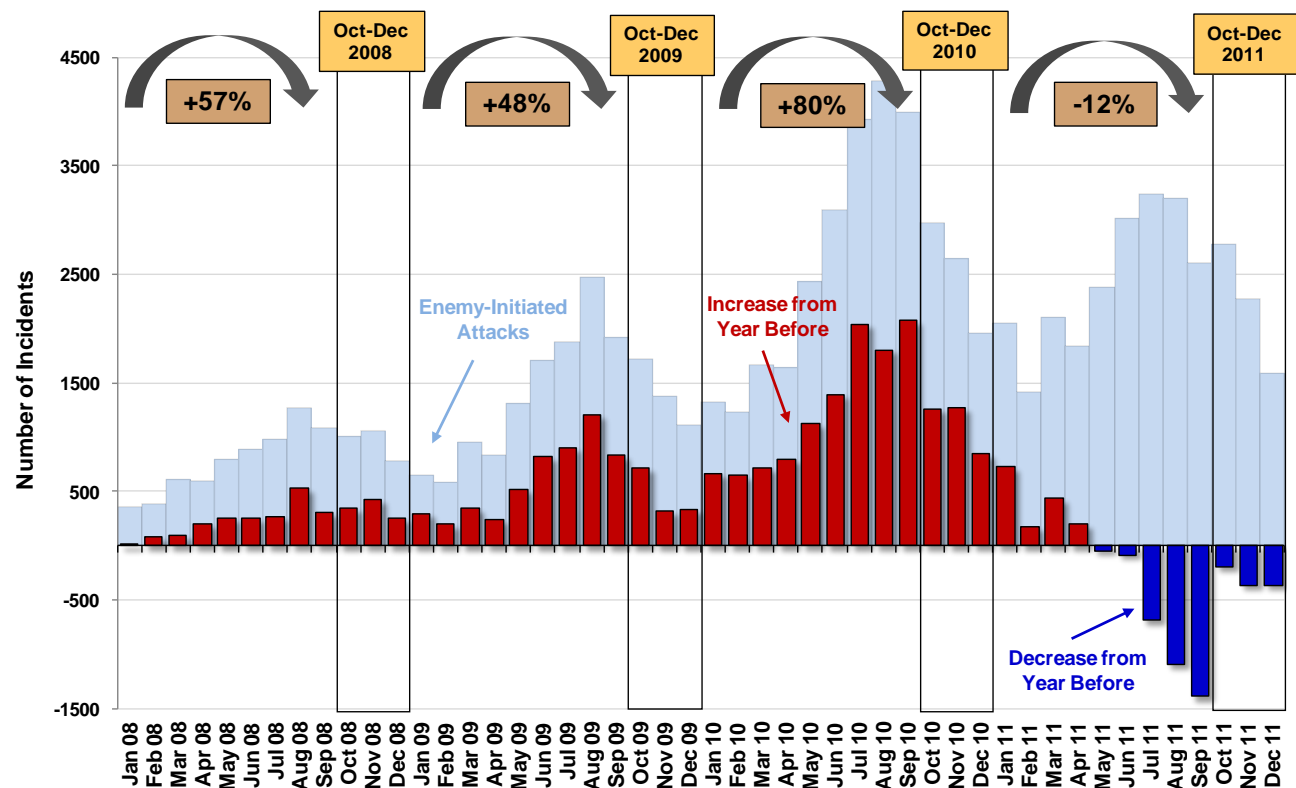
- ANSF / ISAF and SOF operations continue to interdict enemy capability in main effort areas.
- Enemy-initiated attacks continue to decline in accordance with annual seasonal patterns.
- Nationwide enemy-initiated attacks for the year 2011 are 9 percent lower than 2010.

**Definition:** Enemy-initiated attacks comprise enemy action (enemy-initiated direct fire, indirect fire, surface-to-air fire) and explosive hazard events, to include executed attacks only (improvised explosive device (IED) explosions / mine strikes).

**Data Source:** Afghan Mission Network (AMN) Combined Information Data Network Exchange (CIDNE) Database, as of 13 Jan 2012.

# Enemy-Initiated Attacks

## Nationwide Monthly Year-Over-Year Change



### ISAF Observations

- In contrast to the large year-over-year increases before 2011, enemy-initiated attacks over the last 3 months are 12 percent lower compared to the same period in 2010.
- Each month since May 2011 had fewer enemy-initiated attacks than the corresponding month in 2010.
- This is the longest sustained downward trend in enemy-initiated attacks recorded by ISAF.

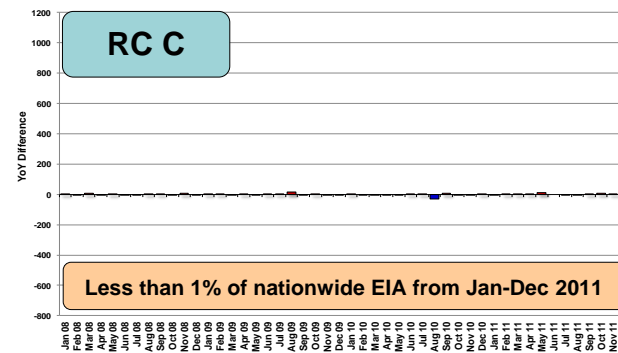
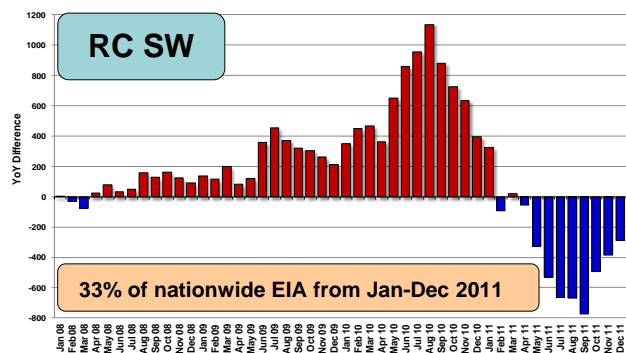
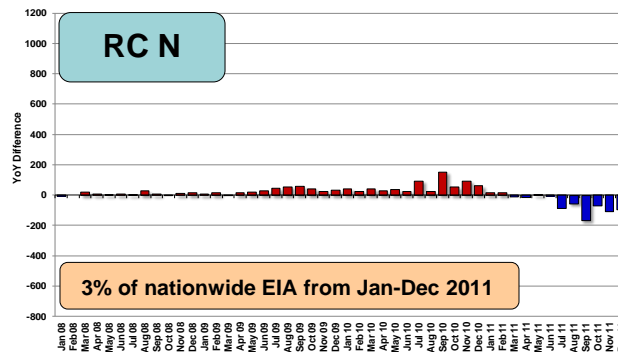
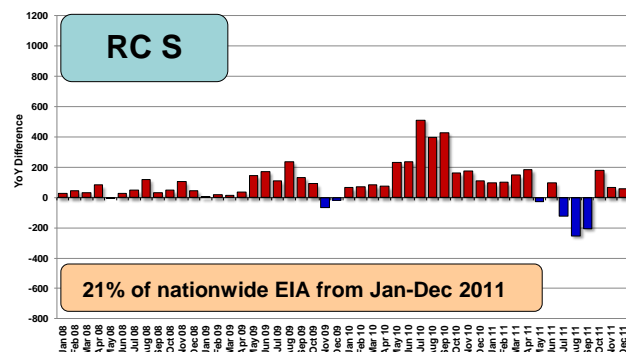
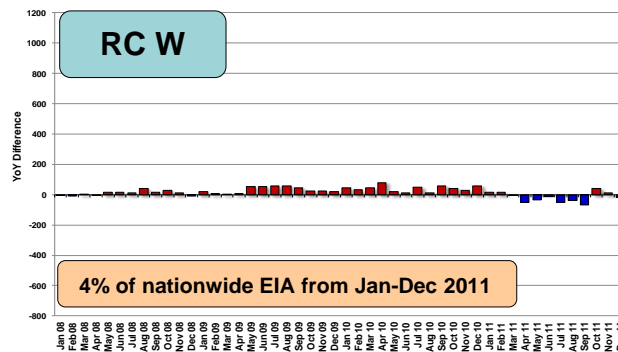
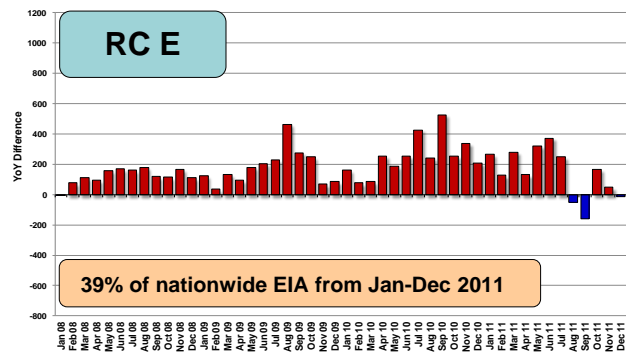
**Definition:** This chart shows the year-over-year **change** in enemy-initiated attacks (EIA). The total number of EIAs is shown in the background (light blue). The red bars represent an increase of monthly enemy-initiated attacks **compared to the same month the year before**; blue bars represent a decrease. The changes over three month periods are depicted at the top of the chart.

**Data Source:** Afghan Mission Network (AMN) Combined Information Data Network Exchange (CIDNE) Database, as of 13 Jan 2012.



# Enemy-Initiated Attacks (EIA)

## Monthly Year-Over-Year Change by RC (Jan 08 – Dec 11)



### ISAF Observations

- In RC Southwest, EIA in 2011 are 29 percent lower compared to 2010.
- RC North has seen a decrease in EIA for seven consecutive months compared to the same months last year.
- In RC South, EIA increased by 6 percent in 2011 compared to 2010.
- In RC South, the year-over-year decrease in EIA from July-September 2011 is due to Operation Hamkari which substantially increased EIA from July-September 2010.
- RC East, the most populated region in Afghanistan, remains the most contested region in the country with a 19 percent increase in EIA from 2010 to 2011.
- ISAF/ANSF will continue to take the initiative by conducting operations against the enemy this winter.

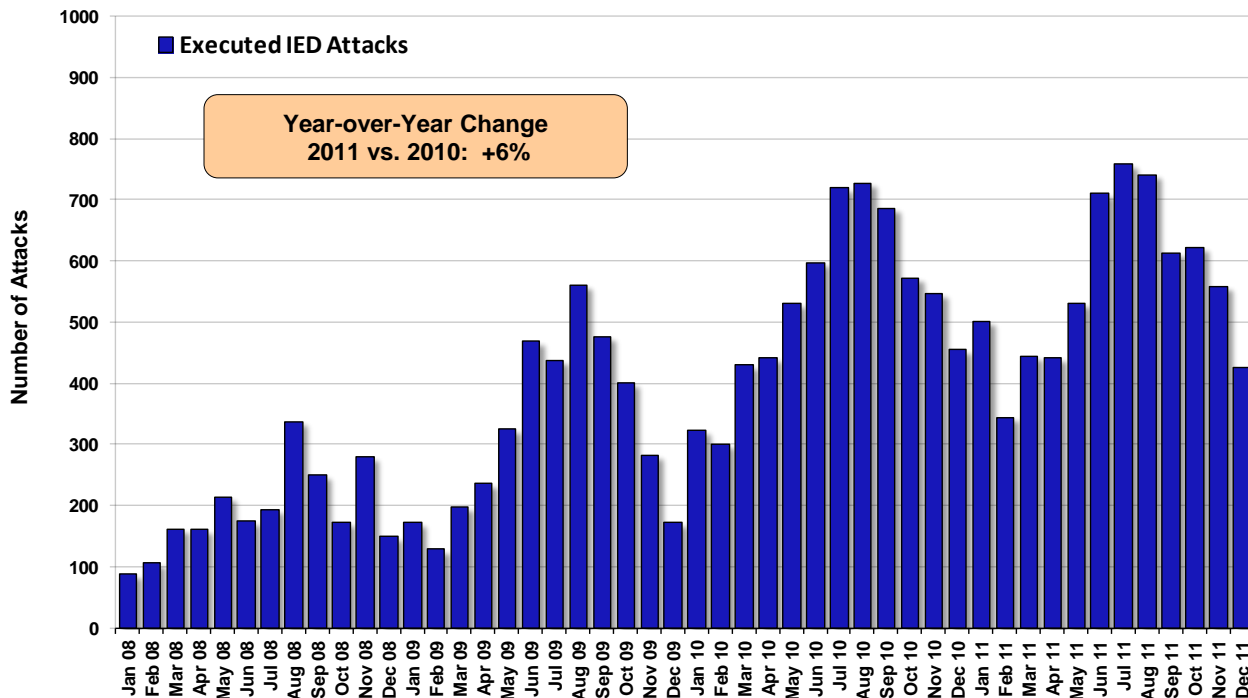
These comparative charts are plotted using the same scale to show the varying levels of enemy-initiated attacks between ISAF Regional Commands (RCs).

**Data Source:** Afghan Mission Network (AMN) Combined Information Data Network Exchange (CIDNE) Database, as of 13 Jan 2012.



# Executed IED Attacks

## Nationwide Monthly Year-Over-Year Change



### ISAF Observations

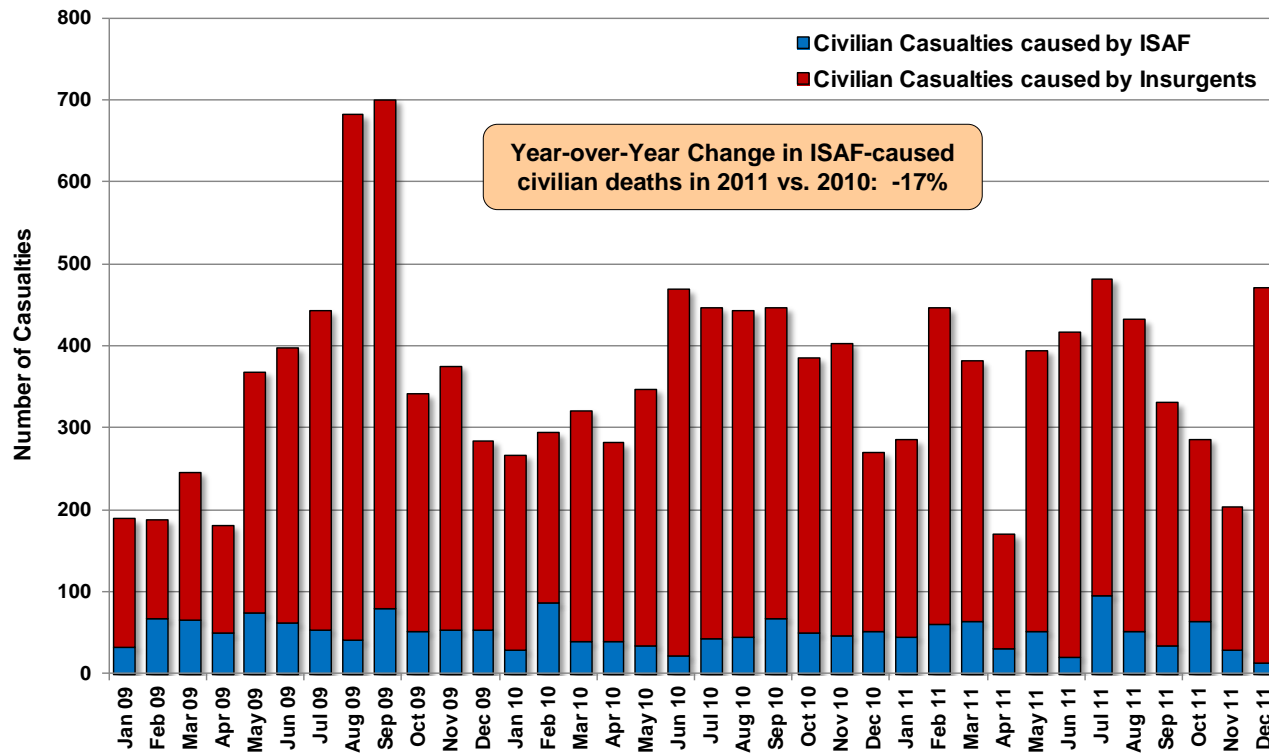
- IED explosions for the year 2011 are 6 percent higher when compared to 2010.
- Insurgents continue to rely on IEDs as the principal means to execute their campaign.
- Over 60 percent of civilian casualties caused by insurgents result from indiscriminate IED explosions.
- More than half of IEDs and mines were found and cleared rather than exploded.

**Definition:** Executed Improvised Explosive Device (IED) attacks comprise explosive hazard events, to include IED explosions and mine strikes.

**Data Source:** Afghan Mission Network (AMN) Combined Information Data Network Exchange (CIDNE) Database, as of 13 Jan 2012.



# Monthly Civilian Casualties With Assigned Culpability



## ISAF Observations

- Insurgents caused over 85 percent of civilian casualties (deaths and wounded) in 2011.
- The number of ISAF-caused civilian deaths decreased by nearly 17 percent from 2010 to 2011.
- 274 of the 458 insurgent-caused civilian casualties in December 2011 resulted from two suicide attacks during the Ashura celebrations in Kabul and Mazar-e-Sharif.
- ISAF continues to work with the ANSF to make every effort to protect the Afghan population and ensure that the number of civilian casualties is kept to an absolute minimum.

**Definition:** The figures reported in this chart reflect incidents of conflict-related civilian casualties (deaths and wounded) that have been confirmed through investigation to have been caused by either ISAF or insurgents. The data reported here is consistent with ISAF policy, which directs that all credible allegations of civilian casualties be reviewed.

**Data Source:** ISAF Civilian Casualties (CIVCAS) Repository, as of 13 Jan 2012.